

**AFFIDAVIT**

I, Karrie Crowover, Treasurer, CIO, in and for the County of Burnet, State of Texas, do present the foregoing Monthly Report to be a true and correct statement, to the best of my knowledge, of all accounts under the control of the Burnet County Treasurer for January, 2020. Any reconciling items not available to me at time of commissioners court meeting will be noted on the next month's report.




Karrie Crowover, Treasurer


Beginning Cash	\$11,390,498.79		<b>Previous Year Balances:</b>
and Investments Balance			\$17,836,471.58
Cash Receipts	\$20,810,035.99		\$14,293,343.88
Allocated Int Earned	\$10,880.70	<b>Combined Int</b>	\$11,840.34
Interest Earned	\$10,557.17	<b>\$21,437.87</b>	\$22,399.97
Cash Disbursements	-\$10,724,068.84		-\$9,733,610.90
Month Ending Cash			
and Investments Balance	\$21,487,023.11		<b>\$22,418,604.53</b>

For County purposes all contributions are hereby accepted LGC (81.302)  
 January 2020 contributions received:  
**Reserve Donations to: VetRides \$1,000.96; Sheriff \$500.00**  
 Commissioners' Court having reviewed the Treasurer's Report as presented, having taken reasonable steps to ensure its accuracy, and based upon presentations of the Treasurer's Office, approve the report, subject to the independent auditor's review and request that it be filed with the official minutes of this meeting. (LGC 114.026(c))  
 On this 10th day of March, 2020.

In addition, the below signatures affirm that the Treasurers' Report complies with statutes as referenced. (LGC 114.026(d))



Jim Luther Jr., Commissioner Pct. 1




James Oakley, County Judge



Damon Beierle, Commissioner Pct. 2



Billy Wall, Commissioner Pct. 3



Joe Don Dockery, Commissioner Pct. 4

ATTEST:



Janet Parker, County Clerk



Karin Smith, Auditor

\*NOTE: For a complete copy of the monthly report contact the Burnet County Treasurer's office at 512-756-5497

**TOTAL CASH AND INVESTMENTS JANUARY 2020**

Fund		Beq Balance	adjusted prev mo	Receipts	Disbursements	Interest	End Balance
FSBCT							
5	APCA	\$332,322.19		\$5,196,552.30	-\$5,511,978.25	\$1,856.57	\$16,896.24
11	CATTY CHCK COLLEC	\$1,453.86		\$10,785.84	-\$10,787.01		\$1,452.69
	DA-SZ	\$78,353.05		\$0.00	\$0.00	\$97.01	\$78,450.06
	BOND	\$726,583.55		\$9,082.21	-\$19,082.21	\$0.00	\$716,583.55
	SEARCH	\$77.41		\$0.86	\$0.00		\$78.27
05-103-100	GEN POOLED CASH	\$4,824,169.20		\$15,848,416.09	-\$11,678,221.37	\$9,024.13	\$8,994,363.92
	FUNDS DETAIL EXHIBIT 'A'						
	TOTAL CASH	\$5,960,959.26	\$0.00	\$21,064,837.30	-\$17,220,068.84	\$10,880.70	\$9,805,824.73
Money Mkt							
FSBCT	GENERAL INVESTMENT	\$3,062,514.21		\$0.00	\$0.00	\$3,890.90	\$3,066,405.11
	C.D. Investments						
Morgan St	CD-Gen Pooled Cash	\$250,265.97		\$0.00	\$0.00	\$484.45	\$250,750.42
Affinity FC	CD-Gen Pooled Cash	\$254,371.56		\$0.00	-\$254,801.31	\$429.75	\$0.00
Bank of W	CD-Gen Pooled Cash	\$0.00		\$248,000.00	\$0.00	\$112.11	\$248,112.11
Washingto	CD-Gen Pooled Cash	\$0.00		\$248,000.00	\$0.00	\$44.84	\$248,044.84
		\$3,567,151.74		\$496,000.00	-\$254,801.31	\$4,962.05	\$3,813,312.48
	TEXPOOL						
	GENERAL	\$0.00		\$0.00	\$0.00	\$0.00	\$0.00
	PRESERVATION	\$962.72		\$0.00	\$0.00	\$1.24	\$963.96
	RECORDS ARCHIVES	\$59,689.04		\$0.00	\$0.00	\$80.74	\$59,769.78
	ROAD & BRIDGE	\$1,740.19		\$0.00	\$0.00	\$2.46	\$1,742.65
	HOTEL/MOTEL	\$652.86		\$0.00	\$0.00	\$0.93	\$653.79
	DEBT SERVICE	\$790.19		\$0.00	\$0.00	\$0.93	\$791.12
	TOTAL TEXPOOL	\$63,835.00		\$0.00	\$0.00	\$86.30	\$63,921.30
	LOGIC						
	RECORDS ARCHIVES	\$60,775.26		\$0.00	\$0.00	\$92.80	\$60,868.06
	ROAD & BRIDGE	\$6,309.82		\$0.00	\$0.00	\$9.62	\$6,319.44
	TAXNOTE SERIES	\$1,722,901.24		\$0.00	\$0.00	\$2,630.48	\$1,725,531.72
	GENERAL	\$0.00		\$3,000,000.00	\$0.00	\$1,317.13	\$3,001,317.13
	TOTAL LOGIC	\$1,789,986.32		\$3,000,000.00	\$0.00	\$4,050.03	\$4,794,036.35
	TXCLASS						
	ROAD & BRIDGE	\$8,566.47		\$0.00	\$0.00	\$13.50	\$8,579.97
	GENERAL	\$0.00		\$3,000,000.00	\$0.00	\$1,348.28	\$3,001,348.28
	TOTAL TXCLASS	\$8,566.47		\$3,000,000.00	\$0.00	\$1,361.78	\$3,009,928.25
	TOTAL INVESTMENTS	\$5,429,539.53	\$0.00	\$6,496,000.00	-\$254,801.31	\$10,460.16	\$11,681,198.38
	TOTAL CASH	\$5,960,959.26	\$0.00	\$21,064,837.30	-\$17,220,068.84	\$97.01	\$9,805,824.73
	LESS FUND TRANSFERS						
	LESS INVEST TRANSFERS			-\$6,750,801.31	\$6,750,801.31		
	INVESTMENTS	\$5,429,539.53	\$0.00	\$6,496,000.00	-\$254,801.31	\$10,460.16	\$11,681,198.38
	TOTAL CASH & INVESTMENTS	\$11,390,498.79	\$0.00	\$20,810,035.99	-\$10,724,068.84	\$10,557.17	\$21,487,023.11

% Rate for Month	6 Month T-Bill	TexPool	Logic	TX Class	BXS
	1.54%	1.59%	1.80%	1.86%	1.50%
		BXS-Investments			
		1.50%			

EXHIBIT 'A' -- POOLED CASH  
JANUARY 2020

Fund	POOLED CASH ACCT	adjusted prev mo	Beginning Balance	Current Activity	End Balance	
05-103-100	GEN POOLED CASH				\$8,994,363.92	
05-103-500	PCA/APCA POOLED CASH				\$16,896.24	
<b>TOTAL CASH IN BANK POOLED CASH</b>						\$9,011,260.16
100	GENERAL	-\$311,924.76	\$11,990.22	\$2,678,973.66	\$2,379,039.12	\$2,379,039.12
110	CATTY CHCK COLLEC	\$400.00	\$5,654.75	-\$3,636.04	\$2,418.71	\$2,418.71
120	D.A. SPECIAL		\$0.00	\$0.00	\$0.00	\$0.00
140	HMT		\$461,222.76	-\$11,441.33	\$449,781.43	\$449,781.43
150	LAW LIBRARY		\$87,191.95	\$1,104.06	\$88,296.01	\$88,296.01
160	WESTERN CTY TWR		\$199,525.09	\$22,693.57	\$222,218.66	\$222,218.66
170	IHC	\$53,669.15	-\$53,669.15	-\$140,969.90	-\$140,969.90	-\$140,969.90
180	RESTRICTED	-\$187,000.00	\$1,828,414.60	-\$28,269.35	\$1,613,145.25	\$1,613,145.25
190	103-005		\$49,625.84	-\$688.24	\$48,937.60	\$48,937.60
200	LIB	\$219,699.18	-\$139,862.27	-\$98,092.00	-\$18,255.09	-\$18,255.09
210	HISTORICAL COMM		\$127,550.11	\$484.86	\$128,034.97	\$128,034.97
221	COUNTY REC MGMT		\$45,286.87	-\$4,203.27	\$41,083.60	\$41,083.60
222	CCLK RECORDS		\$371,386.39	-\$149,174.25	\$222,212.14	\$222,212.14
223	DCLK RECORDS		\$83,143.47	-\$363.21	\$82,780.26	\$82,780.26
230	TECHNOLOGY FNDS		\$103,640.68	-\$1,314.57	\$102,326.11	\$102,326.11
270	IMHS	\$91,689.75	-\$1,065,426.43	-\$479,349.76	-\$1,453,086.44	-\$1,453,086.44
290	GRANTS		-\$73,127.42	\$73,467.13	\$339.71	\$339.71
291			\$15,340.90	-\$25,603.72	-\$10,262.82	-\$10,262.82
292			-\$18,207.96	-\$6,396.34	-\$24,604.30	-\$24,604.30
300	ROAD & BRIDGE	-\$764,583.13	\$1,143,515.82	\$1,749,390.71	\$2,128,323.40	\$2,128,323.40
310	R&B PCT #1	\$200,092.24	-\$136,379.15	-\$82,345.45	-\$18,632.36	-\$18,632.36
320	R&B PCT #2	\$146,140.00	-\$172,438.13	-\$70,437.83	-\$96,735.96	-\$96,735.96
330	R&B PCT #3	\$166,315.31	-\$142,645.93	-\$91,166.58	-\$67,497.20	-\$67,497.20
340	R&B PCT #4	\$252,035.58	-\$192,894.10	-\$77,472.67	-\$18,331.19	-\$18,331.19
501	FLOOD RECOVERY		\$3,229.27	\$57,797.44	\$61,026.71	\$61,026.71
504	CHS	\$128,602.34	-\$128,602.34	-\$61,912.86	-\$61,912.86	-\$61,912.86
505	JAIL COMM		\$53,552.79	-\$1,374.31	\$52,178.48	\$52,178.48
510	BLOOD DRAW PRGM		\$13,110.87	\$1,150.90	\$14,261.77	\$14,261.77
514	LEOSE		\$16,661.78	\$21.39	\$16,683.17	\$16,683.17
600	DS		\$1,600,297.39	\$883,276.12	\$2,483,573.51	\$2,483,573.51
700	TN		\$23,929.67	-\$920,877.73	-\$896,948.06	-\$896,948.06
719	CAP PRJCTS 2019		\$887,895.25	\$1,139.98	\$889,035.23	\$889,035.23
850	HRA	\$5,264.34	-\$5,264.34	-\$5,108.41	-\$5,108.41	-\$5,108.41
880	T&A		\$146,434.19	-\$45,776.25	\$100,657.94	\$100,657.94
881	CASH BONDS/SUBD		\$0.00	\$0.00	\$0.00	\$0.00
990	PCA		\$6,407.95	\$690,843.02	\$697,250.97	\$697,250.97
		\$400.00	\$5,156,491.39	\$3,854,368.77	\$9,011,260.16	\$9,011,260.16
	<b>TOTAL CLAIM ON CASH</b>					
	<b>DIFFERENCE</b>				\$0.00	